

The First Article of Faith



Vanja Y. Watkins

1

We be - lieve in God, the E - ter - nal Fa - ther, and

1

Detailed description: This block contains the first line of musical notation for the hymn. It features a grand staff with a treble clef on the upper staff and a bass clef on the lower staff. The time signature is 4/4. The melody is written in the treble clef, starting with a quarter rest followed by four quarter notes: G4, A4, B4, and C5. The lyrics are placed below the treble staff. The bass staff contains a few notes: a quarter note G2, a quarter note F2, and a quarter note E2. A first ending bracket is placed above the first measure.


in His Son, Je - sus Christ, and

Detailed description: This block contains the second line of musical notation. It features a grand staff with a treble clef on the upper staff and a bass clef on the lower staff. The melody continues in the treble clef with quarter notes: D5, E5, F5, G5, A5, B5, and C6. The lyrics are placed below the treble staff. The bass staff contains a few notes: a quarter note G2, a quarter note F2, and a quarter note E2.

in the Ho - ly Ghost.

Detailed description: This block contains the third line of musical notation. It features a grand staff with a treble clef on the upper staff and a bass clef on the lower staff. The melody continues in the treble clef with quarter notes: D5, E5, F5, and G5. The lyrics are placed below the treble staff. The word 'Ghost.' is followed by a long horizontal line indicating a sustained note. The bass staff contains a few notes: a quarter note G2, a quarter note F2, and a quarter note E2.

The Second Article of Faith



Vanja Y. Watkins

3 5

We be - lieve that man will be pun - ished for his

own sins, and not for Ad - am's trans -

gres - sion. And not for Ad - am's trans - gres - sion.

The Third Article of Faith



Smith/Watkins

2

We be - lieve that through the A - tone - ment of Christ, All man-kind may be

4

Detailed description: This is the first system of musical notation for the hymn. It consists of a grand staff with a treble clef on the upper staff and a bass clef on the lower staff. The time signature is 4/4. The melody is written in the treble clef, and the bass line is in the bass clef. The lyrics are: "We be - lieve that through the A - tone - ment of Christ, All man-kind may be". There is a measure rest in the first measure of the treble staff. A small number '2' is written above the second measure of the treble staff. A small number '4' is written below the first measure of the bass staff.

saved by o - be - dience to the laws and or-di-nan-ces of the Gos - pel.

Detailed description: This is the second system of musical notation. It continues the grand staff from the first system. The lyrics are: "saved by o - be - dience to the laws and or-di-nan-ces of the Gos - pel." The melody continues in the treble clef, and the bass line continues in the bass clef. The system ends with a double bar line.

The Fourth Article of Faith



Smith/Watkins

2

We be-lieve that the first prin-ci-ples and or-di-nan-ces of the Gos-pel are

3

first, Faith in the Lord Je-sus Christ; se-cond, Re-pen-tance;

third, Bap-ti-sm by im-mer-sion for the re-mis-sion of sins;

fourth, lay-ing on of hands for the gift of the Ho-ly Ghost.

The Fifth Article of Faith



Smith/Watkins

1

We be - lieve that a man must be called of God, by proph-e - cy, — and by the

2

Detailed description: This is the first system of musical notation for the hymn. It consists of a grand staff with a treble clef on the top line and a bass clef on the bottom line. The time signature is 4/4. The music is written in a simple, accessible style. The lyrics are placed below the treble clef staff. A small number '1' is positioned above the first measure, and a small number '2' is positioned below the first measure of the bass staff.

lay - ing on of hands by — those who are in au - thor - i - ty, to

Detailed description: This is the second system of musical notation. It continues the grand staff from the first system. The lyrics are placed below the treble clef staff. The music continues with the same simple style.

preach the Gos-pel and ad - min - is - ter in the or - di - nan - ces there - of.

Detailed description: This is the third and final system of musical notation. It continues the grand staff. The lyrics are placed below the treble clef staff. The music concludes with a double bar line at the end of the fourth measure.

The Sixth Article of Faith



Smith/Watkins

4 2

We be - lieve in the same or - gan - i - za - tion that ex -

4 3

ist - ed in the Prim - i - tive church name - ly a - pos - tles, proph - ets,

pas - tors, teach - ers, e - van - ge - lists and so forth.

The Seventh Article of Faith

Smith/Watkins

2

We be-lieve in the gift of tongues, proph-e-cy, rev-e-la-tion, vi-sions,

2

Detailed description: This is the first system of musical notation for the hymn. It consists of a grand staff with a treble clef on the upper staff and a bass clef on the lower staff. The time signature is 3/4. The music is in G major. The lyrics are written below the treble staff. A measure rest with the number '2' is placed above the first measure of the treble staff. Another measure rest with the number '2' is placed below the first measure of the bass staff.

heal-ing, in-ter-pre-ta-tion of tongues and so forth.

Detailed description: This is the second system of musical notation. It continues the grand staff from the first system. The lyrics 'heal-ing, in-ter-pre-ta-tion of tongues and so forth.' are written below the treble staff. The system concludes with a double bar line.



The Eighth Article of Faith



Smith/Watkins

1

We be - lieve the Bi - ble to be the word of God as

2

far as it is trans - la - ted cor - rect - ly; We_

al - so be - lieve the Book of Mor - mon to

be_ the_ word of God._

The Ninth Article of Faith



Smith/Watkins

2

We be-lieve all that God has re-vealed, all that He does

1

now re-veal, and we be-lieve He will yet re-veal man - y great and im -

por - tant things per - tain - ing to the King - dom of God.

The Tenth Article of Faith

Smith/Watkins

2

We be - lieve in the lit - er - al gath - er - ing of

1

Detailed description: This system of musical notation is in 4/4 time. The bass clef part begins with a whole note G2, followed by quarter notes F2, E2, and D2. The treble clef part has a whole rest for the first measure, then a quarter note G4 in the second measure, and a quarter note A4 in the third measure. The lyrics are: 'We be - lieve in the lit - er - al gath - er - ing of'. A '2' is written below the first measure of the bass line, and a '1' is written above the first measure of the treble line.

Is - ra - el _____ and in the res - to - ra - tion of the Ten

Detailed description: This system continues the melody. The bass clef part has a whole note G2, followed by quarter notes F2, E2, and D2. The treble clef part has a quarter note G4, a quarter note A4, and a quarter note B4. The lyrics are: 'Is - ra - el _____ and in the res - to - ra - tion of the Ten'. There is a long horizontal line under 'Is - ra - el'.

Tribes; that Zi - on (the New Je - ru - sa - lem) will _____ be _____

Detailed description: This system continues the melody. The bass clef part has a whole note G2, followed by quarter notes F2, E2, and D2. The treble clef part has a whole rest for the first measure, then a quarter note G4 in the second measure, and a quarter note A4 in the third measure. The lyrics are: 'Tribes; that Zi - on (the New Je - ru - sa - lem) will _____ be _____'. There is a sharp sign (#) above the bass clef staff in the first measure.

built up-on the A - mer - i - can con - ti - nent. That Christ will reign

Detailed description: This system continues the melody. The bass clef part has a whole note G2, followed by quarter notes F2, E2, and D2. The treble clef part has a quarter note G4, a quarter note A4, and a quarter note B4. The lyrics are: 'built up-on the A - mer - i - can con - ti - nent. That Christ will reign'.

per - son - al - ly up - on _____ the earth; and that the earth will be re -

newed and re - cieve its par - a - di - si - a - cal glo - ry.



The Eleventh Article of Faith



Smith/Watkins

2

We claim the priv - 'lege of wor - ship - ping Al - might - y God ac -


4

cord - ing to the dic - tates of our own con - science, and al -

low all men the same _____ priv - 'lege,

let them wor - ship how, where, or what they may.

The Twelfth Article of Faith



Smith/Watkins

1

We be-lieve in be - ing sub - ject to kings, pre - si - dents, ru - lers, and

mag - is - trates, in o - bey - ing, hon - or - ing and sus - tain - ing the law.

The Thirteenth Article of Faith



Smith/Watkins

5 3

We be - lieve _____ in be - ing hon - est, true, chaste, be - nev - o - lent,

3

vir - tu - ous, and in do - ing good to all men; in - deed, we may say that we

fol - low the ad - mo - ni - tion of Paul - We be - lieve all things, we

hope all things, we have en - dured man - y things and hope to be a - ble to en -

dure all things. If there is an - y - thing vir - tu - ous, love - ly or of good re - port or

praise - wor - thy, we seek af - ter these things.

A Child's Prayer



Janice Kapp Perry

Heav-en - ly Fa-ther, are you real - ly there? And do you hear and an - swer ev - 'ry

3

child's prayer? Some say that heav-en is far a - way, But I feel it close a-round me as I

pray. Heav-en - ly Fa-ther I re - mem - ber now Some-thing that Je - sus told dis - ci - ples

3

long a-go: "Suf-fer the child-ren to come to me." Fa-ther in prayer I'm com-ing now to

3

thee. Pray, he is there. Speak, he is lis-t'ning. You are his child; His

love now sur-rounds you. He hears your prayers. He loves the child-ren for

such is the king - dom, the king - dom of heav'n. _____

All Things Bright and Beautiful



Cecil Frances Alexander

5

All things bright and beau - ti - ful, all crea - tures

1

great and - small. All things wise and won - der -

ful, the Lord God made them - all. Each lit - tle

flow'r that - o - pens, each lit - tle bird - that sings. He

made their glow - ing col - lours, He - made their

ti - ny wings. All things bright and beau - ti - ful, all

crea - tures great and - small. All things wise and

won - der - ful, the Lord God made them - all.

As I Have Loved You



Luacine Clark Fox
Jo Marie Borgeson

1

As I have loved you, love one another.

4

Detailed description: This is the first system of musical notation. It consists of a grand staff with a treble clef on the upper staff and a bass clef on the lower staff. The time signature is 3/4. The melody is written in the treble clef, starting with a quarter note 'A' on the first line, followed by quarter notes 'I', 'have', 'loved', 'you,', 'love', 'one', 'an - oth', and 'er.'. The bass line consists of whole notes: a whole rest, a whole rest, a whole note 'D' on the second space, a whole note 'D' on the second space, a whole note 'D' on the second space, a whole note 'E' on the second space, a whole note 'D' on the second space, and a whole note 'D' on the second space. A '1' is written above the first measure, and a '4' is written below the fourth measure.

This new command - ment, love one another.

Detailed description: This is the second system of musical notation. It consists of a grand staff with a treble clef on the upper staff and a bass clef on the lower staff. The time signature is 3/4. The melody is written in the treble clef, starting with a quarter note 'T' on the first space, followed by quarter notes 'his', 'new', 'com -', 'mand -', 'ment,', 'love', 'one', 'an', 'oth', and 'er.'. The bass line consists of whole notes: a whole rest, a whole rest, a whole rest, a whole rest, a whole rest, a whole note 'D' on the second space, a whole note 'E' on the second space, a whole note 'D' on the second space, and a whole note 'D' on the second space.

By this shall men know, Ye are my disciples.

Detailed description: This is the third system of musical notation. It consists of a grand staff with a treble clef on the upper staff and a bass clef on the lower staff. The time signature is 3/4. The melody is written in the treble clef, starting with a quarter note 'B' on the first space, followed by quarter notes 'his', 'shall', 'men', 'know,', 'Ye', 'are', 'my', 'dis', 'ci', and 'ples.'. The bass line consists of whole notes: a whole rest, a whole rest, a whole rest, a whole note 'D' on the second space, a whole rest, a whole rest, a whole rest, a whole rest, a whole rest, a whole rest, and a whole rest.

If ye have love one to another - - - er.

Optional L.H. notes

Detailed description: This is the fourth system of musical notation. It consists of a grand staff with a treble clef on the upper staff and a bass clef on the lower staff. The time signature is 3/4. The melody is written in the treble clef, starting with a quarter note 'I' on the first space, followed by quarter notes 'ye', 'have', 'love', 'one', 'to', 'an', 'oth - - - er.'. The bass line consists of whole notes: a whole rest, a whole rest, a whole rest, a whole note 'D' on the second space, a whole note 'E' on the second space, a whole note 'D' on the second space, a whole rest, a whole rest, and a whole note 'D' on the second space. A '1' is written above the eighth measure. A bracket underlines the last three measures of the bass line, with the text 'Optional L.H. notes' written below it.

Baptism



Gabbott/Gates

(Optional Intro)

2 5 4 3 2 1 3

2 4 1

1 4

Je - sus came to John the Bap - tist, In Ju - de - a long a - go.


2 1

5 4 1 5 3

And was bap - tized by im - mer - sion, In the ri - ver Jor - dan's flow.

2 4 1

Book of Mormon Stories



Elizabeth Fetzer Bates

5

Book of Mor - mon stor - ies that my teach - er tells to me.

1

The first line of music is in 4/4 time. The treble clef has a '5' above the first measure. The melody consists of quarter notes: G4, A4, B4, C5, D5, E5, F5, G5. The bass clef has a simple accompaniment of quarter notes: G2, A2, B2, C3, D3, E3, F3, G3.

Are a - bout the La - man - ites in an - cient his - to - ry.

The second line of music continues the melody from the first line. The treble clef has a '5' above the first measure. The melody consists of quarter notes: G4, A4, B4, C5, D5, E5, F5, G5. The bass clef has a simple accompaniment of quarter notes: G2, A2, B2, C3, D3, E3, F3, G3.

Long a - go their fa - thers came from far a - cross the sea.

The third line of music continues the melody. The treble clef has a '5' above the first measure. The melody consists of quarter notes: G4, A4, B4, C5, D5, E5, F5, G5. The bass clef has a simple accompaniment of quarter notes: G2, A2, B2, C3, D3, E3, F3, G3.

Given the land, if they lived right - eous - ly.

The fourth line of music concludes the melody. The treble clef has a '5' above the first measure. The melody consists of quarter notes: G4, A4, B4, C5, D5, E5, F5, G5. The bass clef has a simple accompaniment of quarter notes: G2, A2, B2, C3, D3, E3, F3, G3.

Books in the Book of Mormon



Daphne Matthews/
Traditional Folk Song

1

First and sec - ond books of Ne - phi, Ja - cob, E - nos, Jar - om, Om - ni,

2

Detailed description: This block contains the first line of musical notation. It features a treble clef and a 4/4 time signature. The melody consists of quarter notes. The lyrics are: "First and sec - ond books of Ne - phi, Ja - cob, E - nos, Jar - om, Om - ni,". A small number '1' is positioned above the first measure, and a small number '2' is positioned below the second measure.

Words of Mor-mon and Mo - si - ah In the Book of Mor - mon. Al - ma, He - la - man,

Detailed description: This block contains the second line of musical notation. It features a treble clef and a 4/4 time signature. The melody consists of quarter notes. The lyrics are: "Words of Mor-mon and Mo - si - ah In the Book of Mor - mon. Al - ma, He - la - man,".

Third, Fourth Ne - phi, Mor-mon, E - ther, and Mo - ro - ni; Lean the teach - ings

Detailed description: This block contains the third line of musical notation. It features a treble clef and a 4/4 time signature. The melody consists of quarter notes. The lyrics are: "Third, Fourth Ne - phi, Mor-mon, E - ther, and Mo - ro - ni; Lean the teach - ings".

of the proph - ets In the Book of Mor - mon.

Detailed description: This block contains the fourth line of musical notation. It features a treble clef and a 4/4 time signature. The melody consists of quarter notes. The lyrics are: "of the proph - ets In the Book of Mor - mon.".

Called to Serve Him



Grace Gordon
Adam Geibel

Called to serve him Heavenly King of Glo - ry, Sons and daugh - ters

child-ren of a king. Glad of heart His ho - ly name con - fess-ing, prais-es un to

him we bring. On - ward, ev - er on - ward, as we

glo - ry in His name. On - ward, ev - er

on - ward, as we glo - ry in his name.

For - ward, press-ing for - ward, as a tri - umph song we

sing. God our strength will be, press for-ward ev - er

called to serve the King.



Come With Me to Primary



Patricia Maughan
Marjorie Kjar

4

Oh, come with me to Pri - ma - ry. Oh, come with

2

me to Pri - ma - ry. Where e - ver in the world that

you may be, Oh, come with me to Pri - ma - ry.

Did Jesus Really Live Again



Mabel Jones Gabbott
Royce Campbell Twitchell

1

Did Je-sus real - ly live a - gain? yes, when the first day came. — He
Did Je-sus come to those he loved? Yes, peo - ple touched his feet. — And

3

wak - ened and he left the tomb, He called Ma - ry's name.
of the fish and hon - ey comb, He did tru - ly eat.

And there were nail prints in his hands, and a spear wound in his side. Did Je-sus real-ly

live a - gain, af - ter he had died? Oh, yes! And so shall I.

Do As I'm Doing



Folk Song

2

Do as I'm do - ing; Fol - low fol - low me! Do as I'm

2

do - ing; Fol - low fol - low me! If I do it high or low,

If I do it fast or slow, Do as I'm do - ing; Fol - low, fol - low

me! Do as I'm do - ing; Fol - low, fol - low me!

Don't Ever Forget to Pray



Gordon B. Hinckley
Elizabeth Ricks

1

Don't ev - er for - get to pray. Don't e - ver for - get to

3

pray. Kneel down ev - r'y night and morn - ing, Don't

ev - er for - get, don't ev - er for - get, don't ev - er for - get.

Optional Right Hand Ending

to pray.

4 3

Families Can Be Together Forever



Gardner/Watkins

I have a fam 'ly here on earth, They are so good to me.

I want to share my life with them through all e - ter - ni - ty.

Fam - 'lies can be to - geth - er for e - ver, Through heav'n ly Fa - ther's plan. I


al-ways want to be with my own fam - i - ly, And the Lord has shown me how I

can. The Lord has shown me how I can.

The image shows a musical score for a hymn. It consists of two staves: a treble clef staff on top and a bass clef staff on the bottom. The lyrics are written below the treble staff. The melody is composed of quarter notes on the treble staff and a simple bass line on the bass staff. A fermata is placed over the final note of the melody, which is a whole note in the treble staff.



Family History - I Am Doing It



Jeanne P. Lawler

4

2

Fam - 'ly his - to - ry - I am do - ing it, My fam - 'ly

his - to - ry. And the love I feel when I'm

do - ing it Is ve - ry sweet to me.

I learn sto - ries of my pro - gen - i - tors; I write their

The first system of musical notation consists of a grand staff with a treble clef on the upper staff and a bass clef on the lower staff. The lyrics are written below the treble staff. The melody in the treble staff begins with a half note on G4, followed by quarter notes on A4, B4, and C5. The bass staff provides accompaniment with a half note on G3, a quarter note on F3, and a quarter note on E3.

his - to - ry. I keep rec - ords of my

The second system of musical notation continues the grand staff. The treble staff features a half note on G4, a quarter note on A4, and a half note on B4. The bass staff has a half note on G3, a quarter note on F3, and a quarter note on E3. A slur is placed over the first two notes of the treble staff.

loved ones On my own fam - 'ly tree.

The third system of musical notation concludes the grand staff. The treble staff has a half note on G4, a quarter note on A4, and a half note on B4. The bass staff has a half note on G3, a quarter note on F3, and a quarter note on E3. A slur is placed over the last two notes of the treble staff, and the system ends with a double bar line.

Family Night



Carol Groff Gunn

2

This is the night we've wait-ed for; Al-ways a treat we have in store!

2

The first system of musical notation is in 4/4 time. It features a treble and bass clef. The melody in the treble clef starts with a quarter note G4, followed by quarter notes A4, B4, and C5. The bass clef accompaniment starts with a quarter note G2, followed by quarter notes A2, B2, and C3. The lyrics are: "This is the night we've wait-ed for; Al-ways a treat we have in store!". A small number '2' is written above the first measure and below the second measure.

We love each oth - er more and more with ev - 'ry fam - 'ly night.

The second system of musical notation continues the melody and accompaniment. The treble clef melody has quarter notes G4, A4, B4, and C5. The bass clef accompaniment has quarter notes G2, A2, B2, and C3. The lyrics are: "We love each oth - er more and more with ev - 'ry fam - 'ly night.".

Stor - ies and games for ev - 'ry one. Lean-ing the gos - pel can be fun.

The third system of musical notation continues the melody and accompaniment. The treble clef melody has quarter notes G4, A4, B4, and C5. The bass clef accompaniment has quarter notes G2, A2, B2, and C3. The lyrics are: "Stor - ies and games for ev - 'ry one. Lean-ing the gos - pel can be fun.".

Fa - ther and Moth - er, daugh - ter son, To - geth - er on Fam - 'ly Night.

The fourth system of musical notation concludes the piece. The treble clef melody has quarter notes G4, A4, B4, and C5. The bass clef accompaniment has quarter notes G2, A2, B2, and C3. The lyrics are: "Fa - ther and Moth - er, daugh - ter son, To - geth - er on Fam - 'ly Night.".



Gordon B. Hinkley- Constant as the North Star



Cheryl Boyer Hansen

3

4

When Pres - i - dent Hinck - ley was a boy he slept out - side for

fun. He no - ticed all the stars would move ex - cept for

*

*Teach dotted rhythms by rote, or substitute even quarter notes.


one. Be con - stant as the North Star that shines for you and

me. An - chored in the gos - pel with pure in - teg - ri -

ty. Stead - fast in your ser - vice to God and fel - low

man. Pres - i - dent Hinck - ley has shown us

that we can.



Happy Happy Birthday



Mildred E. Millett

4 3

Hap - py, hap - py birth - day child - ren dear.

Musical notation for the first system of the song. It consists of a grand staff with a treble clef and a bass clef. The time signature is 4/4. The melody is in the treble clef, and the bass line is in the bass clef. The lyrics are: "Hap - py, hap - py birth - day child - ren dear." There is a '4' below the first measure and a '3' above the second measure.

Hap - py days will come to you all year.

Musical notation for the second system of the song. It consists of a grand staff with a treble clef and a bass clef. The time signature is 4/4. The melody is in the treble clef, and the bass line is in the bass clef. The lyrics are: "Hap - py days will come to you all year."


If I had one wish, then it would be, a

Musical notation for the third system of the song. It consists of a grand staff with a treble clef and a bass clef. The time signature is 4/4. The melody is in the treble clef, and the bass line is in the bass clef. The lyrics are: "If I had one wish, then it would be, a"

hap - py, hap - py birth - day to you from me!

Musical notation for the fourth system of the song. It consists of a grand staff with a treble clef and a bass clef. The time signature is 4/4. The melody is in the treble clef, and the bass line is in the bass clef. The lyrics are: "hap - py, hap - py birth - day to you from me!"

He Sent His Son



Expressively

2 Gabbott/Moody

How could the Father tell the world

of love and ten-der-ness? He sent his Son, a new-born babe, with

peace and ho-li-ness. How could the Father show the world the pathway we should

go?— He sent his son to walk with men on earth, that we may know.

**Teach unfamiliar rhythms by route. I tell my students to "play the same rhythm that you sing."*

How could the Fa-ther tell the world of sac-ri-fice, of death? He

sent his Son to die for us and rise with liv-ing breath. _____

1 2 3 1 2

(Cue Notes Optional)

What does the Fa-ther ask of us? What do the scrip-tures say? _____ Have

3

faith, have hope, live like his Son, help oth-ers on their way. _____

_____ What does he ask? _____ Live like his Son. _____

Heavenly Father, Now I Pray

Alvin A. Beesley

1

Heav'n - ly Fa - ther now I pray, Guide and guard me ev - 'ry day.

2

Detailed description: This is the first system of musical notation for the hymn 'Heavenly Father, Now I Pray'. It consists of a grand staff with a treble clef on the upper staff and a bass clef on the lower staff. The time signature is 4/4. The melody is written in the treble clef, starting with a quarter rest followed by four quarter notes: G4, A4, B4, and C5. The lyrics are placed below the treble staff. The bass staff contains a single quarter note G2 in the first measure, followed by rests for the remainder of the system. A first ending bracket is placed above the first measure of the treble staff.

Help me feel thy love for me. This I hum - bly ask of thee.

Detailed description: This is the second system of musical notation for the hymn. It continues the grand staff from the first system. The treble staff continues the melody with quarter notes: D5, E5, F5, and G5. The lyrics are placed below the treble staff. The bass staff continues with quarter notes: G2, F2, E2, and D2. The system ends with a double bar line.

We Bow Our Heads

Johnson/Schreiner

1

We bow our heads and close our eyes And say a lit - tle prayer. We


1

Detailed description: This is the first system of musical notation for the hymn 'We Bow Our Heads'. It consists of a grand staff with a treble clef on the upper staff and a bass clef on the lower staff. The time signature is 4/4. The melody is written in the treble clef, starting with a quarter rest followed by quarter notes: G4, A4, B4, and C5. The lyrics are placed below the treble staff. The bass staff contains a single quarter note G2 in the first measure, followed by quarter notes: F2, E2, D2, and C2. A first ending bracket is placed above the first measure of the treble staff.

thank our Fa - ther gra - cious - ly For bless - ings we all share. _____

Detailed description: This is the second system of musical notation for the hymn. It continues the grand staff from the first system. The treble staff continues the melody with quarter notes: D5, E5, F5, and G5. The lyrics are placed below the treble staff. The bass staff continues with quarter notes: G2, F2, E2, and D2. The system ends with a double bar line.

Hello Song



Cheerfully

Maurine Benson Ozment

4

Hel - lo! Hel - lo! Hel - lo! Hel - lo! We wel - come you to - day. (Hel - lo!) Hel -

4

The first system of the musical score is in 4/4 time. It features a treble and bass clef. The melody in the treble clef consists of quarter notes: G4, A4, B4, C5, B4, A4, G4. The bass line consists of quarter notes: G3, F3, E3, D3, C3. The lyrics are written below the treble staff.

lo! (Hel - lo!) Hel - lo! (Hel - lo!) We're glad you came our way To

The second system continues the melody and bass line. The treble clef melody has a dotted quarter note G4 followed by an eighth rest, then quarter notes A4, B4, C5, B4, A4, G4. The bass line continues with quarter notes: G3, F3, E3, D3, C3. The lyrics are written below the treble staff.

share with us our Pri - ma - ry day And be our friend in a ver - y spe - cial way. Hel -

The third system continues the melody and bass line. The treble clef melody has quarter notes G4, A4, B4, C5, B4, A4, G4, followed by eighth notes G4, A4, B4, C5, B4, A4, G4. The bass line continues with quarter notes: G3, F3, E3, D3, C3. The lyrics are written below the treble staff.

lo! (Hel - lo!) Hel - lo! (Hel - lo!) We wel - come you to - day.

The fourth system concludes the piece. The treble clef melody has quarter notes G4, A4, B4, C5, B4, A4, G4, followed by a quarter rest and a quarter note G4. The bass line continues with quarter notes: G3, F3, E3, D3, C3. The lyrics are written below the treble staff.

Home



Caroline Eyring Miner


2

Home is where heart is and warmth and love a bound.

2

Home is where wide cir - cling arms go all the way a - round.

How Firm a Foundation



Keen/Ellis

1

How firm a foundation ye Saints of the Lord, is laid for your

2

1 2 1


faith in his excellent word! What more can he say than to

1 2

you he hath said, Who unto the Savior, who unto the

2 1

Savior, who unto the Savior for refuge hath fled?



I WILL STRENGTHEN MY FAMILY.
"And ye will not have a mind to injure one another, but to live peaceably" (Mosiah 4:13).

I Am a Child of God



Naomi Randall

2

I am a Child of God, and he has sent me here. Has

2

gi - ven me an earth - ly home with par - ents kind and dear.

Lead me, guide me, walk be - side me. Help me find the way.

Teach me all that I must do to live with him some - day.

I Know That My Savior Loves Me



Creamer/Bell

2

A long time a - go in a

1

beau - ti - ful place, Chil - dren were gath - ered 'round Je - sus.

He blessed and taught as they felt of His love. Each saw the tears on His

face. The love that He felt for His lit - tle ones I know He

feels for me. I did not touch Him or sit on His knee, yet

Je - sus is real to me. I know He lives!

I will fol - low faith - ful - ly. My heart I

1. give to Him. I know that my Sav - ior loves me.

2. I know that my Sav - ior loves me. L.H. 2

I Lived in Heaven



Janeen Jacobs Brady

1

I lived in Hea-ven a long time a - go it is true._____

4

Lived there and loved there with peo-ple I know so did you._____

Then Heav'n - ly Fa - ther pre - sent - ed a beau - ti - ful plan._____

All a - bout earth and e - ter - nal sal - va - tion for man._____

I Love to See the Temple



Janice Kapp Perry

2

I love to see the tem - ple I'm go - ing there some day, to

4

The first system of musical notation is in 3/4 time. It consists of a treble and bass clef staff. The melody in the treble clef starts with a quarter note on G4, followed by quarter notes on A4 and B4. The bass clef accompaniment starts with a quarter note on G3, followed by quarter notes on A3 and B3. The lyrics are: "I love to see the tem - ple I'm go - ing there some day, to". A measure rest of 2 measures is indicated above the first measure.

feel the Ho - ly Spir it to lis ten and to pray. For the

The second system of musical notation continues the melody and accompaniment. The lyrics are: "feel the Ho - ly Spir it to lis ten and to pray. For the".

tem - ple is a house of God a place of love and beau - ty. I'll pre -

The third system of musical notation continues the melody and accompaniment. The lyrics are: "tem - ple is a house of God a place of love and beau - ty. I'll pre -".

pare my - self while I am young this is my sac - red du ty.

The fourth system of musical notation concludes the melody and accompaniment. The lyrics are: "pare my - self while I am young this is my sac - red du ty." The system ends with a double bar line.



I LOVE MY SAVIOR, JESUS CHRIST, AND HIS RESTORED GOSPEL.

"And we talk of Christ, we rejoice in Christ, we preach of Christ, we prophesy of Christ, and we write according to our prophecies, that our children may know to what source they may look for a remission of their sins" (2 Nephi 25:26).

I Need My Heavenly Father



Judith Wirthlin Parker

2

I need my Heav'n - ly Fa - ther to help me ev' - ry day. He

1

Detailed description: This is the first system of musical notation for the song. It consists of a grand staff with a treble clef on the top line and a bass clef on the bottom line. The time signature is 4/4. The melody is written in the treble clef, starting on a middle C. The lyrics are written below the treble staff. The bass staff contains a simple accompaniment of single notes. A finger number '1' is written below the first note in the bass staff. A measure rest '2' is written above the second measure of the treble staff.

5

wants me to be hap - py and choose the right - eous way. He

Detailed description: This is the second system of musical notation. It continues the melody and accompaniment from the first system. The lyrics are 'wants me to be hap - py and choose the right - eous way. He'. A finger number '5' is written above the first note in the treble staff.

5

wants me to be hap - py and choose the right - eous way.

Detailed description: This is the third system of musical notation, which concludes the piece. The lyrics are 'wants me to be hap - py and choose the right - eous way.'. A finger number '5' is written above the first note in the treble staff. The system ends with a double bar line.

I Want to Live the Gospel



Naomi Ward Randall
Roy M. Darley

4 2

I want to live the Gos - pel to know that it's

4

teach - ings are true. To fol - low the plan of our

Sav - ior and live as he wants me to do. I will

try in all I do and say, to live the gos - pel

more each day. I will try in all I do and say, to

The first system of music consists of two staves. The upper staff is a vocal line in treble clef, and the lower staff is a piano accompaniment line in bass clef. The lyrics are: "more each day. I will try in all I do and say, to". The melody in the vocal line starts on a whole note, followed by two eighth notes, then two more eighth notes, a quarter note with a sharp sign, another quarter note, two eighth notes, a dotted quarter note, and finally a half note.

live the gos - pel more each day.

The second system of music also consists of two staves. The upper staff is a vocal line in treble clef, and the lower staff is a piano accompaniment line in bass clef. The lyrics are: "live the gos - pel more each day.". The melody in the vocal line starts with a quarter note, followed by two eighth notes, then two more eighth notes, a quarter note, and finally a half note with a fermata. The piano accompaniment line in the lower staff has a long horizontal line under the word "day." in the vocal line, indicating a sustained accompaniment.

I Will be Valiant



Vanja Y. Watkins

2

The Lord needs val-iant ser-vants. to do his work in the lat-ter days. Who

4

fol-low the teach-ings of Je-sus and serve his peo-ple in a lov-ing way.

I will be his ser-vant. I'll keep my con-'nants val-iant-ly. I'll

stand for truth, I'll stand for right. The Lord can depend on me.

If the Savior Stood Beside Me



Sally DeFord

1

If the Sav - ior stood be - side me, would I do the things do? Would I

4 5

The first system of musical notation is in 4/4 time. The treble clef staff contains the melody, and the bass clef staff contains the accompaniment. The lyrics are written below the treble staff. The first measure of the bass staff has a '4' below it, and the second measure has a '5' below it.

think of his com mand ments and try hard er to be true? Would I

The second system of musical notation continues the melody and accompaniment. The lyrics are written below the treble staff.

fol low his ex am ple, Would I live more righ teous ly if I could

The third system of musical notation continues the melody and accompaniment. The lyrics are written below the treble staff.

see the Sav ior stand ing nigh, watch ing o ver me.

The fourth system of musical notation concludes the piece. The lyrics are written below the treble staff.

I'm Trying to Be Like Jesus



Janice Kapp Perry

4

I'm try - ing to be like Je - sus, I'm fol - low-ing

4

Detailed description: This block contains the first line of musical notation. It features a grand staff with a treble clef on the top staff and a bass clef on the bottom staff. The time signature is 3/4. The melody is written in the treble clef, and the accompaniment is in the bass clef. The lyrics are written below the staff. A circled number '4' is placed above the first measure of the melody. Another circled number '4' is placed below the first measure of the bass line.

in his ways. I'm try - ing to love as

Detailed description: This block contains the second line of musical notation. It features a grand staff with a treble clef on the top staff and a bass clef on the bottom staff. The time signature is 3/4. The melody is written in the treble clef, and the accompaniment is in the bass clef. The lyrics are written below the staff. A slur is placed over the first two measures of the melody.

he did, in all that I do and say.

Detailed description: This block contains the third line of musical notation. It features a grand staff with a treble clef on the top staff and a bass clef on the bottom staff. The time signature is 3/4. The melody is written in the treble clef, and the accompaniment is in the bass clef. The lyrics are written below the staff. A slur is placed over the last two measures of the melody.

*Teach the ♩ ♪ rhythm by rote.

— At times I am temp - ted to make a wrong choice, but I

try to lis - ten as the still — small voice whisp - ers, "Love one an -

oth - er as Je - sus loves you. Try to show kind - ness in

all that you do. Be gen - tle and lov - ing in deed and in

thought, for these are the things Je - sus taught.

Jesus Wants Me for a Sunbeam



Nellie Talbot
Edwin O. Excell

Je - sus wants me for a Sun - beam, to shine for him each day. —

— In ev - ery way try to please him, at home, at school at

play. — A Sun beam, a Sun beam. Je sus wants

me for a Sun beam. A Sun beam, a Sun beam.

I'll be a Sun beam for him.

We are Reverent



Mabel Jones Gabbott
A. Laurence Lyon

Qui - et as deep wa - ters run, Still as mead - ows in the sun.

4

As we do what is right, we are rev - 'rent in thy sight.

Keep the Commandments



Barbra A. McConochie

2

Keep the com - mand - ments; Keep the com - mand - ments! In this there is

1

saf - ty, in this there is peace. He will send bless - ings,

5

he will send bless - ings, words of a pro - phet: Keep the com -

mand - ments, In this — there is safe - ty and peace.

Kindness Begins With Me



Clara W. McMaster

4 2

I want to be kind to e - very one, for

Detailed description: This block contains the first line of musical notation. It features a grand staff with a treble clef on the top staff and a bass clef on the bottom staff. The time signature is 3/4. The melody is written in the treble clef, and the bass line is in the bass clef. The lyrics are placed below the notes. There are fingerings '4' and '2' indicated above the first and second notes of the melody respectively.

that is right, you see. So I


Detailed description: This block contains the second line of musical notation. It features a grand staff with a treble clef on the top staff and a bass clef on the bottom staff. The time signature is 3/4. The melody is written in the treble clef, and the bass line is in the bass clef. The lyrics are placed below the notes. A slur is placed over the notes for 'see.' and 'So'.

say to my - self, re - mem - ber this:

Detailed description: This block contains the third line of musical notation. It features a grand staff with a treble clef on the top staff and a bass clef on the bottom staff. The time signature is 3/4. The melody is written in the treble clef, and the bass line is in the bass clef. The lyrics are placed below the notes.

Kind - ness be - gins with me.

Detailed description: This block contains the fourth line of musical notation. It features a grand staff with a treble clef on the top staff and a bass clef on the bottom staff. The time signature is 3/4. The melody is written in the treble clef, and the bass line is in the bass clef. The lyrics are placed below the notes. A slur is placed over the notes for 'me.' and the final note.



Little Pioneer Children



A. Laurence Lyon

1

Lit - tle pi - o - neer chil - dren gath - 'ring ber - ries for food. _____

3

Musical notation for the first line of the song, featuring a treble and bass clef in 3/4 time. The melody is in the treble clef, and the accompaniment is in the bass clef. The lyrics are written below the treble staff.

Lit - tle pi - o - neer chil - dren hunt - ing chips for wood. _____

Musical notation for the second line of the song, continuing the melody and accompaniment from the first line.

Glad - ly help - ing each oth - er, mer - ry and hap - py were they, _____

Musical notation for the third line of the song, continuing the melody and accompaniment.

Walk - ing a - long, mov - ing a - long, on their way. _____

Musical notation for the fourth line of the song, concluding the piece with a double bar line.

My Heavenly Father Loves Me



Clara W. McMaster

2

When ev - er I hear the song of a bird, or look at the blue, blue

1 2

sky. When ev - er I feel the rain on my face, or the wind as it

4 5

rush - es by. When ev - er I touch a vel - vet rose, or

walk by our li - lac tree. I'm glad that I live in this

5

beau ti ful world. Heav en ly Fa - ther cre - at - ed for me.

I Am Like a Star



Patricia Kelsey Graham

I am like a star shin-ing bright - ly. Shin-ing for the

4

whole world to see. I can do and say hap-py things each

day, for I know Heav en - ly Fa - ther loves me.

Nephi's Courage



Lisa Hansen
Bill Hansen

1

The Lord com-man-ded Ne - phi to go and get the plates,

4

Detailed description: This is the first system of musical notation. It consists of a grand staff with a treble clef on the upper staff and a bass clef on the lower staff. The time signature is 4/4. The melody is written in the treble clef, starting with a quarter note on G4, followed by a quarter note on A4, a quarter note on B4, and a quarter note on C5. The lyrics are placed below the treble staff. The bass staff contains a simple accompaniment of quarter notes: G2, A2, B2, C3. A '4' is written below the bass staff. A '1' is written above the treble staff.

from the wick-ed La - ban in - side the ci - ty gates. La - man and

Detailed description: This is the second system of musical notation. It continues the grand staff from the first system. The melody in the treble clef continues with a quarter note on D5, a quarter note on C5, a quarter note on B4, and a quarter note on A4. The lyrics are placed below the treble staff. The bass staff continues with quarter notes: D2, E2, F2, G2. A fermata is placed over the G2 note in the fourth measure.

Lem - uel were both a - fraid to try. Ne - phi was cou - ra - geous, and

Detailed description: This is the third system of musical notation. The melody in the treble clef continues with a quarter note on G4, a quarter note on F4, a quarter note on E4, and a quarter note on D4. The lyrics are placed below the treble staff. The bass staff continues with quarter notes: A2, B2, C3, D3. A fermata is placed over the D3 note in the third measure.

this was his re - ply: "I will go, I will do the thing the Lord com -

Detailed description: This is the fourth system of musical notation. The melody in the treble clef continues with a quarter note on E4, a quarter note on F4, a quarter note on G4, and a quarter note on A4. The lyrics are placed below the treble staff. The bass staff continues with quarter notes: E2, F2, G2, A2. A fermata is placed over the A2 note in the second measure.

mands. I know the Lord pre - pares a way, he wants me to o -

bey. I will go, I will do the thing the Lord com - mands. I

know the Lord pro - vides a way, he wants me to o - bey!"

Once there was a



Snowman

Once There Was a Snowman



Moiselle Renstrom

1

Once there was a snow - man, snow - man, snow - man.

Musical notation for the first line of the song, featuring a treble clef, a 4/4 time signature, and a key signature of one sharp (F#). The melody consists of quarter notes: C4, D4, E4, F#4, G4, A4, B4, C5. The lyrics are written below the staff.

Once there was a snow - man, tall, tall, tall.

Musical notation for the second line of the song. The melody continues with quarter notes: C5, B4, A4, G4, F#4, E4, D4, C4. The lyrics are written below the staff.

In the sun he melt - ed, melt - ed, melt - ed.

Musical notation for the third line of the song. The melody continues with quarter notes: C4, D4, E4, F#4, G4, A4, B4, C5. The lyrics are written below the staff.

In the sun he melt - ed, small, small, small.

Musical notation for the fourth line of the song. The melody continues with quarter notes: C5, B4, A4, G4, F#4, E4, D4, C4. The lyrics are written below the staff.

Popcorn Popping



Georgia W. Bello

1

I looked out the win-dow and what did I see?

4

The first system of musical notation is in 4/4 time. The treble clef staff contains the melody, and the bass clef staff contains the accompaniment. The lyrics are: "I looked out the win-dow and what did I see?". A measure rest is present in the first measure of the treble staff. A small number '4' is written below the first measure of the bass staff.

Pop - corn pop-ping on the a - pri - cot tree. Spring has

The second system of musical notation continues the melody and accompaniment. The lyrics are: "Pop - corn pop-ping on the a - pri - cot tree. Spring has".

brought me such a nice sur - prise. Blossoms pop-ping right be -

The third system of musical notation continues the melody and accompaniment. The lyrics are: "brought me such a nice sur - prise. Blossoms pop-ping right be -".

fore my eyes. I could take an arm - ful and make a

The fourth system of musical notation concludes the melody and accompaniment. The lyrics are: "fore my eyes. I could take an arm - ful and make a".

treat. A pop - corn ball that would smell so sweet. It

The first line of music consists of five measures. The treble clef staff contains the melody, and the bass clef staff contains the accompaniment. The lyrics are: "treat. A pop - corn ball that would smell so sweet. It".


was - n't real - ly so, but it seemed to be, Pop - corn

The second line of music consists of five measures. The treble clef staff contains the melody, and the bass clef staff contains the accompaniment. The lyrics are: "was - n't real - ly so, but it seemed to be, Pop - corn".

pop - ping on the a - pri - cot tree.

The third line of music consists of three measures. The treble clef staff contains the melody, and the bass clef staff contains the accompaniment. The lyrics are: "pop - ping on the a - pri - cot tree.".

Scripture Power



Clive Romney

Be cause I want to be like the Sav ior and I

4

can, I'm read - ing his in struct ions, I'm fol - low ing his

plan. Be cause I want the po wer his words will give to


me, I'm chang ing how I live I'm chang ing what I'll

be. Scrip ture po wer. Keeps me safe from

sin. Scrip ture po wer is the po wer to

win. Scrip ture po wer, ev - ery day I


need the po wer that I get each time I read.



THE SCRIPTURES TEACH ME ABOUT HEAVENLY FATHER AND JESUS CHRIST AND HOW TO RETURN TO THEM.

"And upon these I write the things of my soul, and many of the scriptures which are engraven upon the plates of brass. For my soul delighteth in the scriptures, and my heart pondereth them, and writeth them for the learning and the profit of my children" (2 Nephi 4:15).

Tell Me the Stories of Jesus



W.H.Parker
Frederic A. Challinor

2

Tell me the stories of Jesus I love to hear.

1

Musical notation for the first system, including treble and bass clefs, a 3/4 time signature, and lyrics.

Things I would ask him to tell me if he were here.

Musical notation for the second system, including treble and bass clefs and lyrics.

Scenes by the way side, tales of the sea,

Musical notation for the third system, including treble and bass clefs and lyrics.

5

Stories of Jesus, tell them to me.


Musical notation for the fourth system, including treble and bass clefs and lyrics.

The Church of Jesus Christ




Janice Kapp Perry

1




I be - long to The Church of Je - sus Christ of

3



Lat - ter Day Saints. I know who I am. I



know God's plan. I'll fol - low him in faith. I be -



lieve in the Sav - ior, Je - sus Christ. I'll hon - or his

name. I'll do what is right. I'll fol - low his

light. His truth I will pro - claim.

This is God's House



Louise and William Ogilvie

1
This is God's house and we are here to - day.

He hears each song of praise and lis tens when we pray.



The Holy Ghost



Jeanne P. Lawler

2

When Christ was on the earth, He prom-ised he would send The

4

Detailed description: This is the first system of musical notation. It consists of a grand staff with a treble clef on the upper staff and a bass clef on the lower staff. The time signature is 4/4. The melody is written in the treble clef, and the bass line is in the bass clef. The lyrics are placed below the treble staff. A measure rest of 2 measures is indicated above the first two measures of the treble staff. A measure rest of 4 measures is indicated below the first measure of the bass staff.

Ho - ly Ghost to com - fort us our true e - ter - nal friend. The

Detailed description: This is the second system of musical notation. It consists of a grand staff with a treble clef on the upper staff and a bass clef on the lower staff. The time signature is 4/4. The melody continues in the treble clef, and the bass line continues in the bass clef. The lyrics are placed below the treble staff.

Ho - ly Spi - rit whis - pers With a still small voice. He

Detailed description: This is the third system of musical notation. It consists of a grand staff with a treble clef on the upper staff and a bass clef on the lower staff. The time signature is 4/4. The melody continues in the treble clef, and the bass line continues in the bass clef. The lyrics are placed below the treble staff.

tes - ti - fies of God and Christ and makes our hearts re - joice.

Detailed description: This is the fourth system of musical notation. It consists of a grand staff with a treble clef on the upper staff and a bass clef on the lower staff. The time signature is 4/4. The melody continues in the treble clef, and the bass line continues in the bass clef. The lyrics are placed below the treble staff. The system ends with a double bar line.

To Think About Jesus



Mabel Jones Gabbott
Robert Cundick

2

It should - n't be hard to sit ve - ry still, and

The first line of musical notation is in 3/4 time. It features a treble clef and a key signature of one flat (Bb). The melody consists of quarter notes: G4, A4, Bb4, C5, Bb4, A4, G4. The lyrics are: "It should - n't be hard to sit ve - ry still, and".

think a - bout Je - sus his cross on the hill. And

The second line of musical notation continues the melody with quarter notes: G4, A4, Bb4, C5, Bb4, A4, G4. The lyrics are: "think a - bout Je - sus his cross on the hill. And".

4

all that he suf - fered and did for me, it

The third line of musical notation continues the melody with quarter notes: G4, A4, Bb4, C5, Bb4, A4, G4. The lyrics are: "all that he suf - fered and did for me, it".

should - n't be hard to sit qui - et - ly. It

The fourth line of musical notation continues the melody with quarter notes: G4, A4, Bb4, C5, Bb4, A4, G4. The lyrics are: "should - n't be hard to sit qui - et - ly. It".

should - n't be hard e - ven though I am small, to

think a - bout Je - sus, not hard at all.

Jesus Said Love Everyone



Moiselle Renstrom

5
Je - sus said love ev - 'ry - one. Treat them kind - ly, too.

When your heart is filled with love, oth - ers will love you.



PROPHETS TEACH ME HOW TO STRENGTHEN MY FAMILY.

"What I the Lord have spoken, I have spoken. . . ; whether by mine own voice or by the voice of my servants, it is the same" (D&C 1:38).

We Thank Thee, O God, for a Prophet



William Fowler
Caroline Sheridan Fowler

We - thank thee, O God, - for a proph - et to - guide us in these lat ter

days. We — thank thee for send — ing the gos - pel to light en our minds with it's

rays. We thank thee for ev e ry bless ing be — stowed by thy boun te ous

hand. We feel it a plea sure to serve thee and — love to o bey thy com - mand.

We'll Bring the World His Truth

(Army of Heleman)



Janice Kapp Perry

2

We have been born as Ne-phi of old, to good - ly par-ents who

4

love__ the Lord. We have been taught, and we un - der stand, that

we must do as the Lord com - mands.____ We are as the ar - my of

Hel-a man. We have been taught in our youth. And we will

be the Lord's mis-sion ar - ies to bring the world His truth.

I Know My Father Lives



Reid N. Nibley

I know my Fa-ther lives, and lo - ves me too. The Spi - rit whis pers

2

this to me and tells me it is true, and tells me it is true.

I Wonder When He Comes Again



Mirla Greenwood Thayne

2*

I won - der when he comes a gain, will her - ald an - gels sing. Will

4

The first system of musical notation is in 4/4 time. It features a treble and bass clef. The melody in the treble clef starts with a dotted quarter note followed by an eighth note, then a quarter note. The lyrics are: "I won - der when he comes a gain, will her - ald an - gels sing. Will". The bass line consists of a series of quarter notes.

earth be white with drift - ed snow, or will the world know Spring. I

The second system of musical notation continues the melody and bass line. The lyrics are: "earth be white with drift - ed snow, or will the world know Spring. I".

won - der if one star will shine far bright - er than the rest? Will

The third system of musical notation continues the melody and bass line. The lyrics are: "won - der if one star will shine far bright - er than the rest? Will".

day-light stay the whole night through, will song-birds leave their nests? I'm

The fourth system of musical notation concludes the melody and bass line. The lyrics are: "day-light stay the whole night through, will song-birds leave their nests? I'm".

* Teachers may wish to teach the dotted quarter/eighth note rhythms by rote.

sure he'll call his lit - tle ones to - geth - er 'round his knee, Be -

cause he said in days gone by, "Suf fer them to come to me."

Jesus is Our Loving Friend



Anna Johnson
Alexander Schreiner


Je - sus is our lov - ing friend. He is al - ways near. —

3

2

He will guide us when — we pray. Ev - 'ry child is dear. —

When I Am Baptized



Nita Dale Miner

2

I like to look for rain - bows when ev - er there is rain And

4

Musical notation for the first system, featuring a treble and bass clef with a 4/4 time signature. The melody is written in the treble clef and the bass line in the bass clef. The lyrics are placed below the treble clef staff.

pon - der on the beau - ty of an earth made clean a - gain. I

Musical notation for the second system, continuing the melody and bass line from the first system. The lyrics are placed below the treble clef staff.

want my life to be as clean as earth right af - ter rain. I

Musical notation for the third system, continuing the melody and bass line. The lyrics are placed below the treble clef staff.

5

want to be the best I can, and live with God a - gain. ———

Musical notation for the fourth system, concluding the melody and bass line. The lyrics are placed below the treble clef staff. The system ends with a double bar line.

When We're Helping



Wallace F. Bennett

3

When we're help - ing we're hap - py and we sing as we go. For we

The first system of musical notation is in 3/4 time. It consists of a treble clef staff and a bass clef staff. The treble staff contains a melody with a triplet of eighth notes in the first measure, followed by quarter notes. The lyrics are written below the treble staff.

like to help moth - er for we all love her so.

The second system of musical notation continues the melody from the first system. It also consists of a treble clef staff and a bass clef staff. The lyrics are written below the treble staff.